

Executive Summary with Graphs



Back Office Data
DEMO ACCOUNT # 1100

Invoice dates from 01Jan2009 to 01Jan2010

Air Charges Summary	Totals	Averages
Transactions - Invoices:	342	
Credits:	10	
Total Transactions:	352	
Net # of Trips:	332	
Air Charges:	\$154,674.50	\$465.89
# of Exceptions:	103	
Lost Savings:	\$19,483.69	\$58.69
Service Fees:	\$0.00	

Top 5 City Pairs	# of Segs	Amount
Newark<->CHI-Ohare	60	\$11,726.04
Newark<->Jacksonville	38	\$8,724.06
Austin<->Newark	29	\$8,564.21
Denver<->Newark	25	\$7,023.87
Atlanta<->Newark	24	\$4,399.77

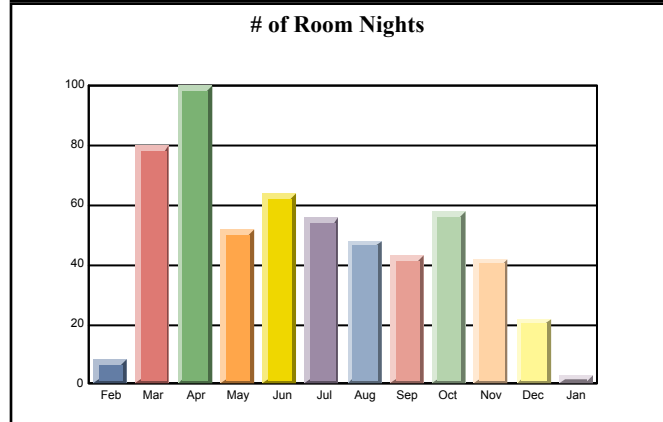
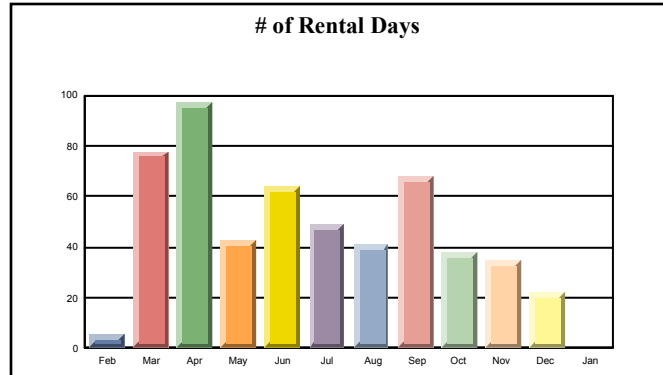
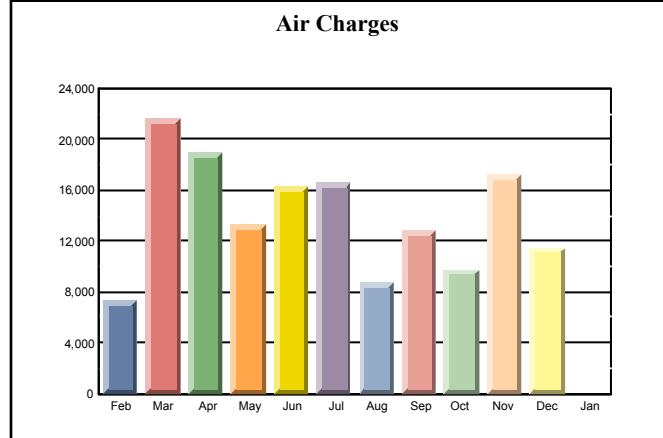
Car Rental Summary	Totals	Averages
# of Cars Rented:	170	
# of Days Rented:	544	3.20
Cost (booked rate):	\$27,283.17	\$51.69
Cost per Day:	N/A	\$50.15

Top 5 Car Rental Cities	# of Days	Amount
AUSTIN, TX	112	\$5,548.53
NEWARK, NJ	67	\$3,252.19
CHICAGO, IL	62	\$3,293.25
SAN FRANCISCO, CA	28	\$1,477.00
DENVER, CO	26	\$1,577.50

Hotel Bkg Summary	Totals	Averages
# of Bookings:	255	
# of Nights:	573	2.25
Cost (booked rate):	\$70,207.62	\$132.82
Cost per Night:	N/A	\$122.53

Top 5 Hotel Cities	# of Nights	Amount
WACO, TX	84	\$8,059.95
PERU, IL	34	\$3,199.67
SANTA FE, NM	25	\$2,626.98
ALMA, GA	24	\$2,616.00
RICHMOND, CA	23	\$2,277.00

Invoice dates from 01Feb2009 to 31Jan2010



Invoice dates from 01Jan2009 to 01Jan2010

